

“Join The Race Committee Team”

Introduction To Race Committee for new volunteers

Ron Hopkins



Agenda

- Introductions
- Who... our customers
- What standards and types of racing
- How.... committee roles, procedures and processes.



Introductions

A little about yourself!

Introduction to Racing

- As many different types of racing as there are types of sailing!
- Let's look at some popular and common types..





- One Design



-Keel Boat



-Mixed Fleet Handicap



-Multi-hull





Match Racing – 1 on 1

Team Racing



-Sailboard



-Radio control



-Small




-And ...
Large





Able Body

Or.. handicapped



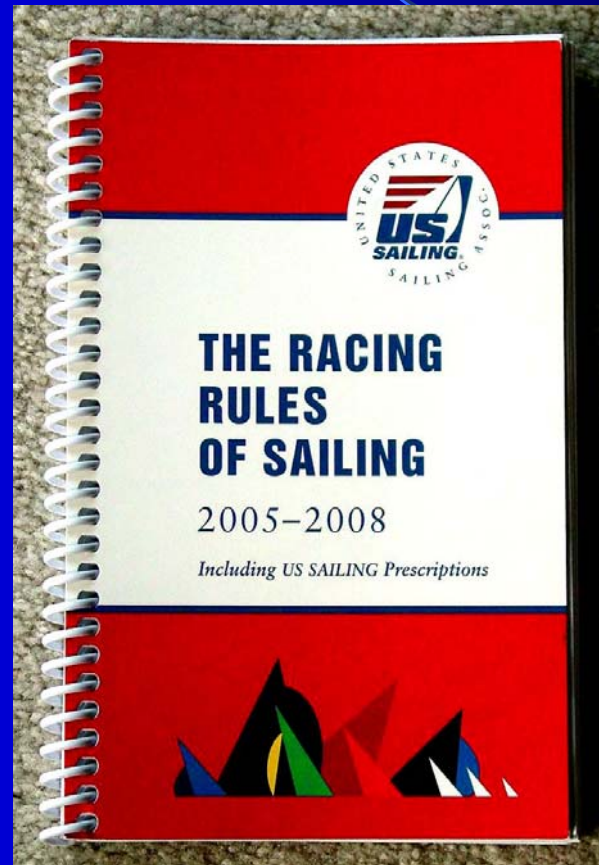
Sailing and sailboat racing excludes

NO-ONE!!

These sailors are our customers.



Standards





- National Governing Body for “Sport of Sailing”
 - Certification Programs
 - Member of the International Sailing Federation

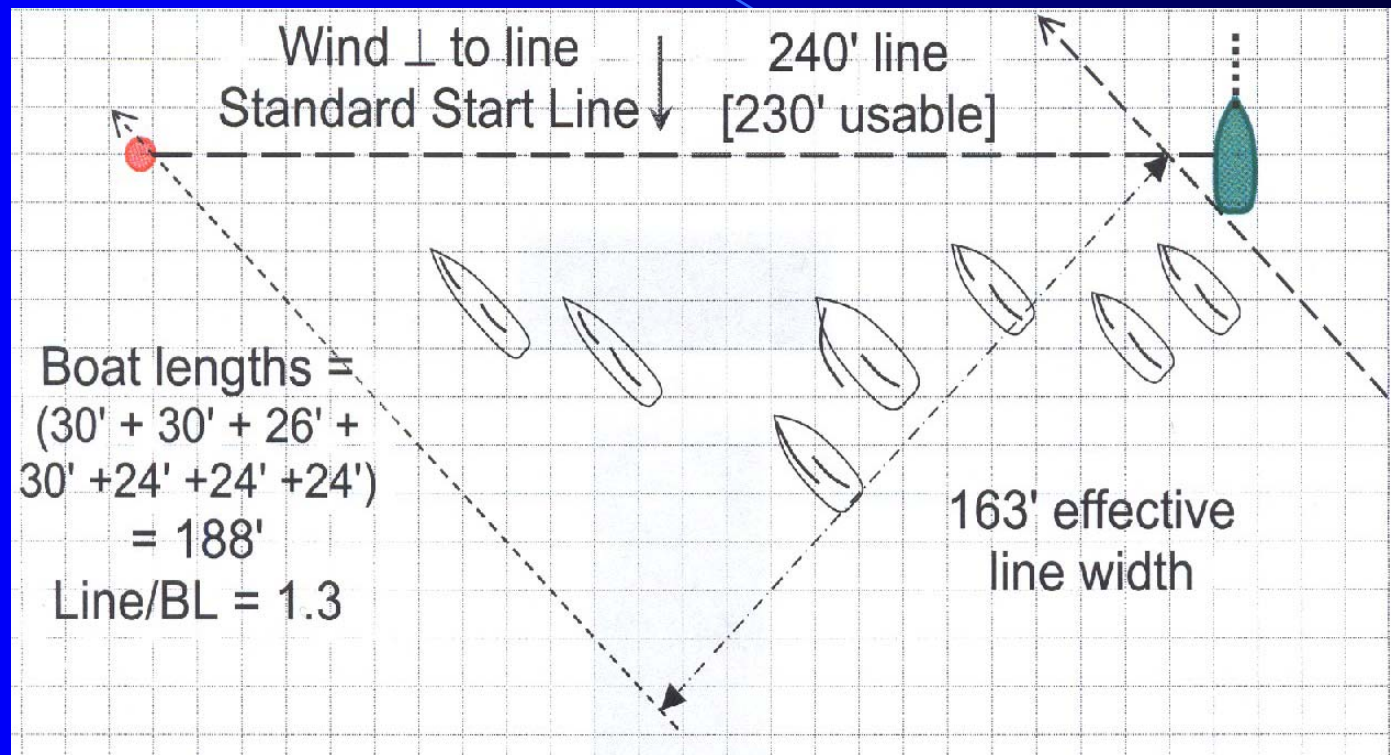


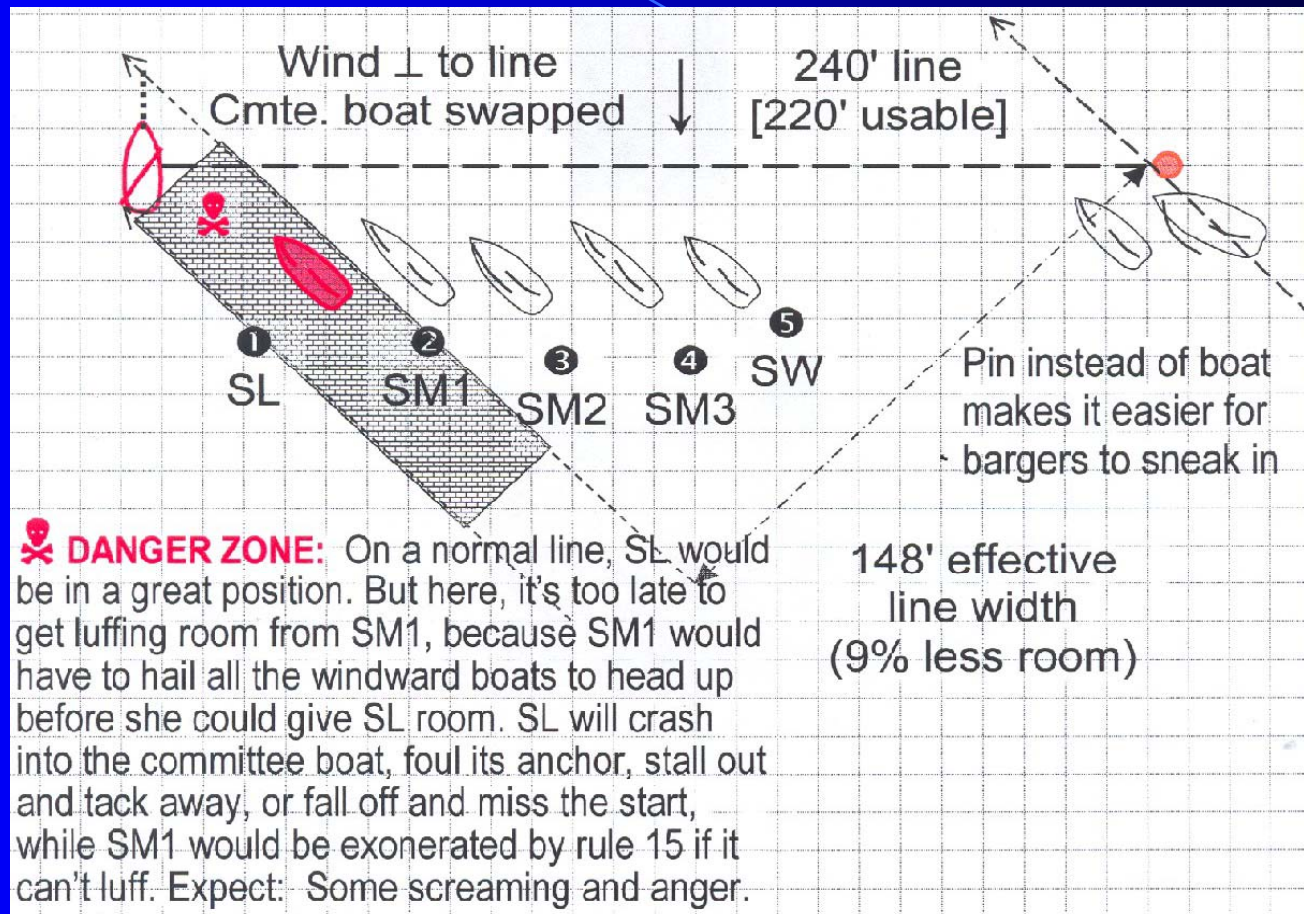
Race Usually Require Some Type of Course, Set... by a *“Race Committee”*

- Starting Line
 - Marks
 - Finish











Race Committee Volunteer



More Buoy's or race marks!

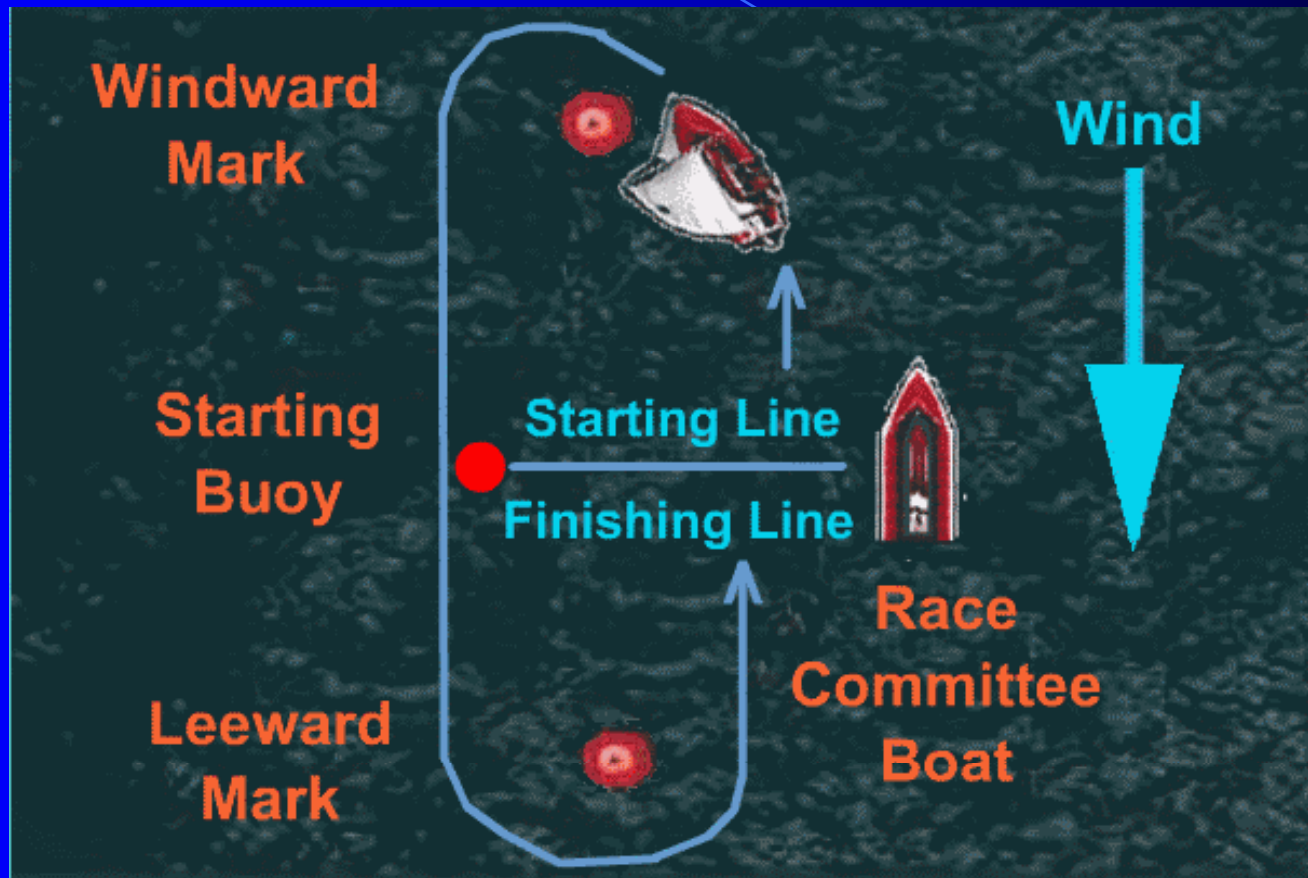


Seal observer



© www.chriscameron.co.nz

A Typical Race Course





Triangle Course



Many different course configurations

- Most common- “Windward –Leeward”
- Triangle
- Geographical, like around island or point to point
- Trapezoid
- Olympic



The Race Committee Team

- Team Members
 - Principal Race Officer
 - Signaler
 - Timer
 - Sounder/Gunner
 - Line Sighter
 - Mark Setter



- Boat Operator
- Wind reader
- Finish Line Officer
- Finish recorder
- Mark rounding recorder
- Safety Boat Operator



Principal Race Officer (PRO)

- Overall responsible person on the water
- Makes major management decisions
- Works with and directs the “team”
- Represents the Committee in any “actions”



Signaller

Visual Signals are the official communications
with the competitors

- Hoists and lowers starting flags on timers
countdown
- Hoists and lowers other flags on PRO's
instructions and commands
- Hoists finish flags



Timer

The timer is the heartbeat of the Team.

- Know and practice with the timing equipment
- Call out clearly and precisely to the second



Sounder/Gunner

Sounder is in charge of sound signals (gun, horn or whistle) which draw the competitors attention to the signalers signals.

- Give sounds at timer's command
- Give other sounds at PRO's instructions
- Give finish sounds at line-sighter commands
- Secure equipment



Scorer

The scorer tabulates points for finishers and calculates handicaps with finish times if required.

- Lists all boats started (If on-board)
- Lists all finished boats (If on-board)
- Tabulate race results (Computer skills are valuable) Be prepared to adjust if necessary



Line Sighter

The Line Sighter watches the starting line to identify boats starting early and returning to start properly. He or she also sights the line at finishes.

- Great vision important
- Not easily rattled or distracted



Committee Boat Operator

The Boat operator runs the Race Committee boat and handles radio communications if directed by the PRO

- Know the boat
- Be familiar with anchoring in adverse conditions
- Know the navigation equipment (GPS)
- Every decision based on safety



Mark Boat Operator

Operating from a mark boat, the mark setter works as directed to position, set and relocate marks or the course. He or she also reports on the wind on the course

- Good small boat operation skills
- Know navigation equipment (GPS)



Recorder

- The spotter or recorder keeps the committee log. He or she logs committee activity, signals, starting, finishing times, numbers of boats



Wind reader

The wind reader observes and records the wind direction before the start and during the race as directed by the PRO. May assist other committee members during starting sequences.



Finish Boat Team

At events with large numbers of competitors, it's not uncommon to have a separate boat taking finish's. This team is responsible for accurately recording and documenting all action at the finish line.



Safety Boat

Watches completion, competitors and is aware of any potential safety issues, hopefully before they happen. Keeps a weather eye. Is aware of commercial traffic in proximity.

May have first aid, CPR skills, or expert aboard.



Safe, Fair, Fun!!!
In that order.



Race Committee in action!






Starting (Rule 26)

5 minute sequence.

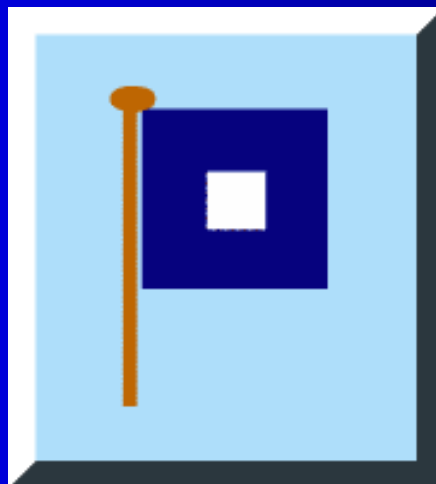
- At 5 min to start – Class flag -UP with 1 sound
- At 4 min to start – Preparatory Flag-UP with 1 sound
- At 1 min to start – Preparatory Flag- DOWN with 1 LONG sound
- At Start – Class Flag DOWN with 1 sound



Sample Class Flag



Preparatory Flag



Preparatory Flag (P) may be replaced by a penalty flag, of either the “I” Flag, The “Z” Flag or a “Black” flag at the direction of the PRO



AP = Postponement
“RC’s best friend”



Rule 26 exercise



What to Bring... What do I need?

- Sun block (High # SPF)
- Warm clothing and foul weather gear
- A hat with a visor
- Sunglasses (with a lanyard)
- Personal equipment (tape recorder, compass, rulebook, etc)
- Life jacket (if on small boat)
- Seasick medication (if required)
- Food and beverages (most likely supplied...ASK!)

